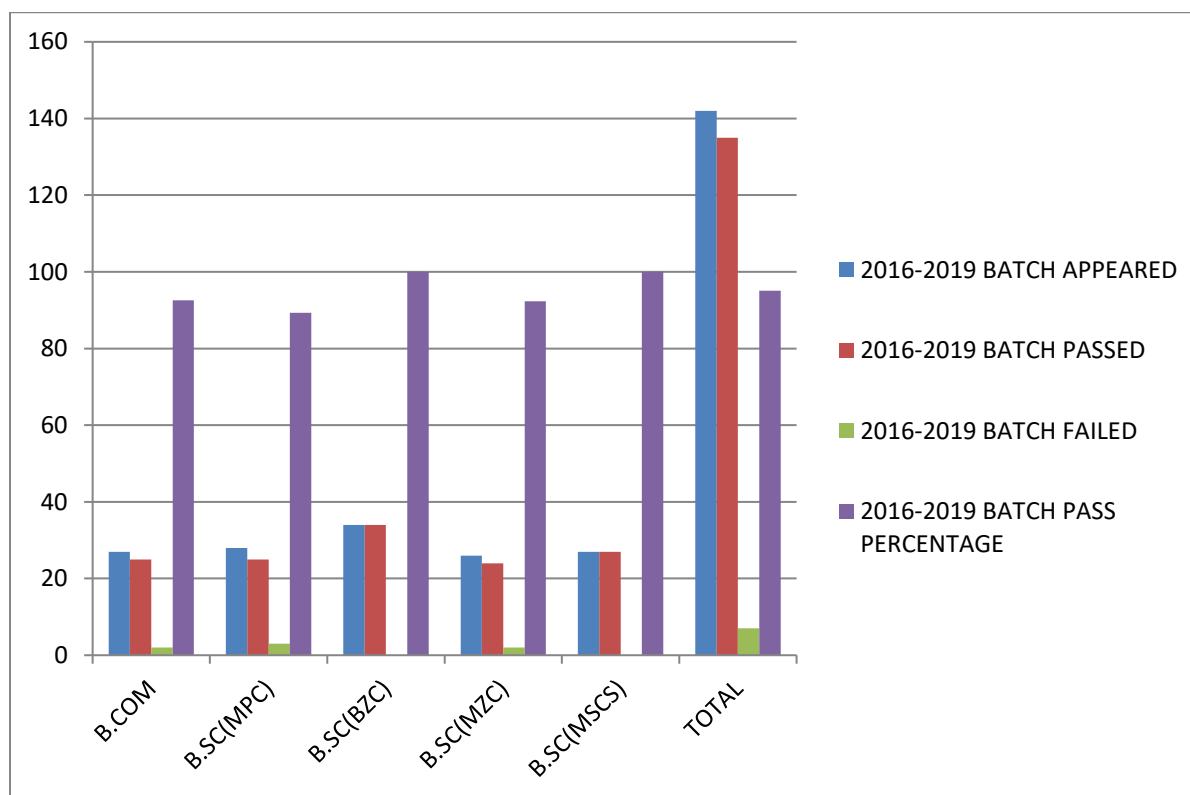


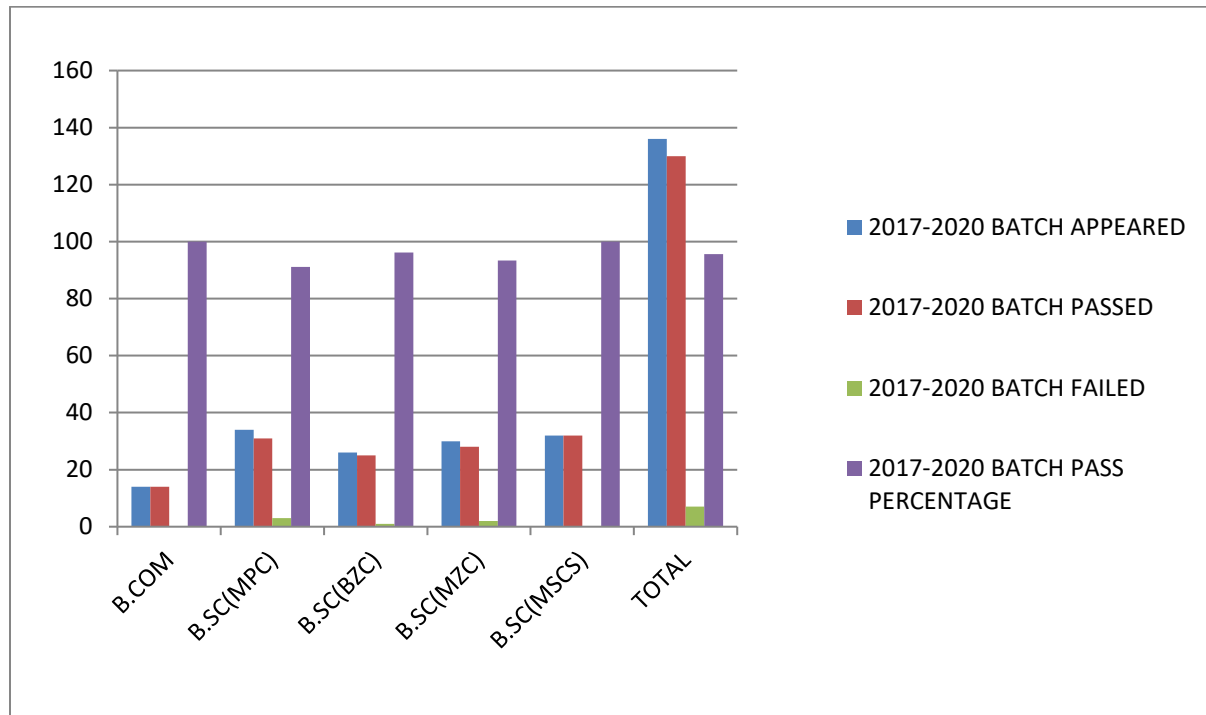
2016-2019 BATCH

GROUP	APPEARED	PASSED	FAILED	PASS PERCENTAGE
B.COM	27	25	2	92.59
B.SC(MPC)	28	25	3	89.29
B.SC(BZC)	34	34	0	100.00
B.SC(MZC)	26	24	2	92.31
B.SC(MSCS)	27	27	0	100.00
TOTAL	142	135	7.00	95.07



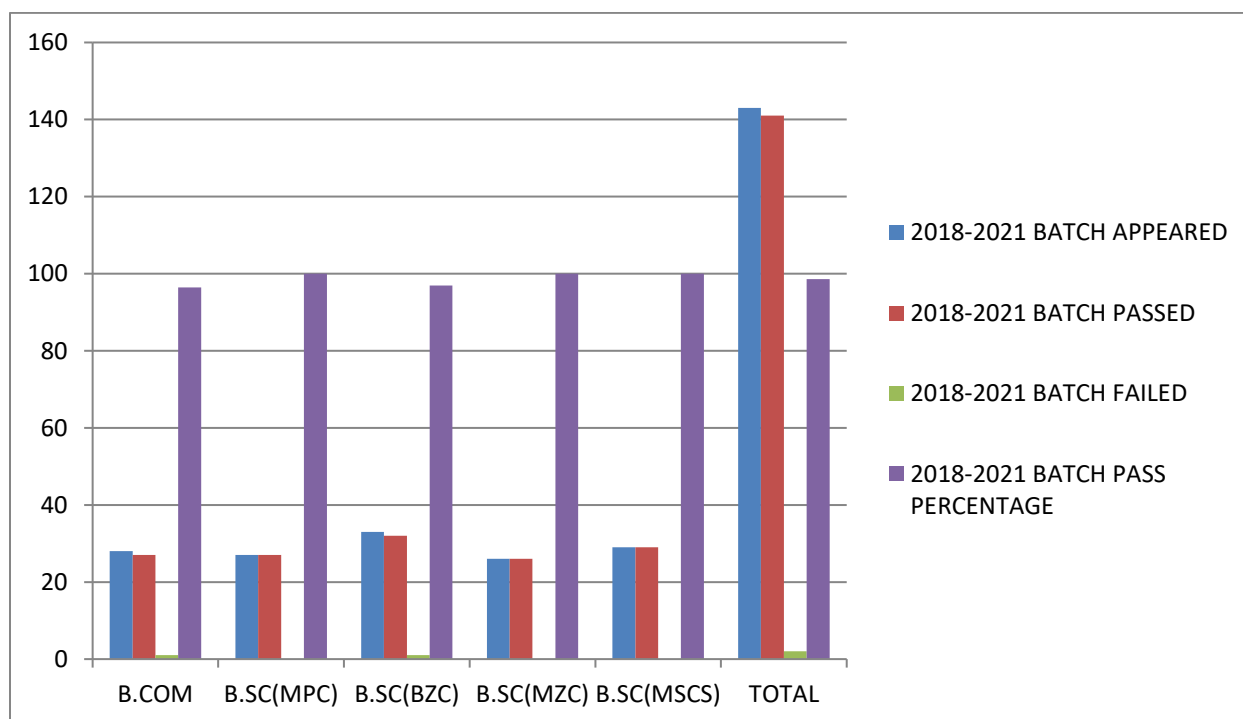
2017-2020 BATCH

GROUP	APPEARED	PASSED	FAILED	PASS PERCENTAGE
B.COM	14	14	0	100.00
B.SC(MPC)	34	31	3	91.18
B.SC(BZC)	26	25	1	96.15
B.SC(MZC)	30	28	2	93.33
B.SC(MSCS)	32	32	0	100.00
TOTAL	136	130	7.00	95.59



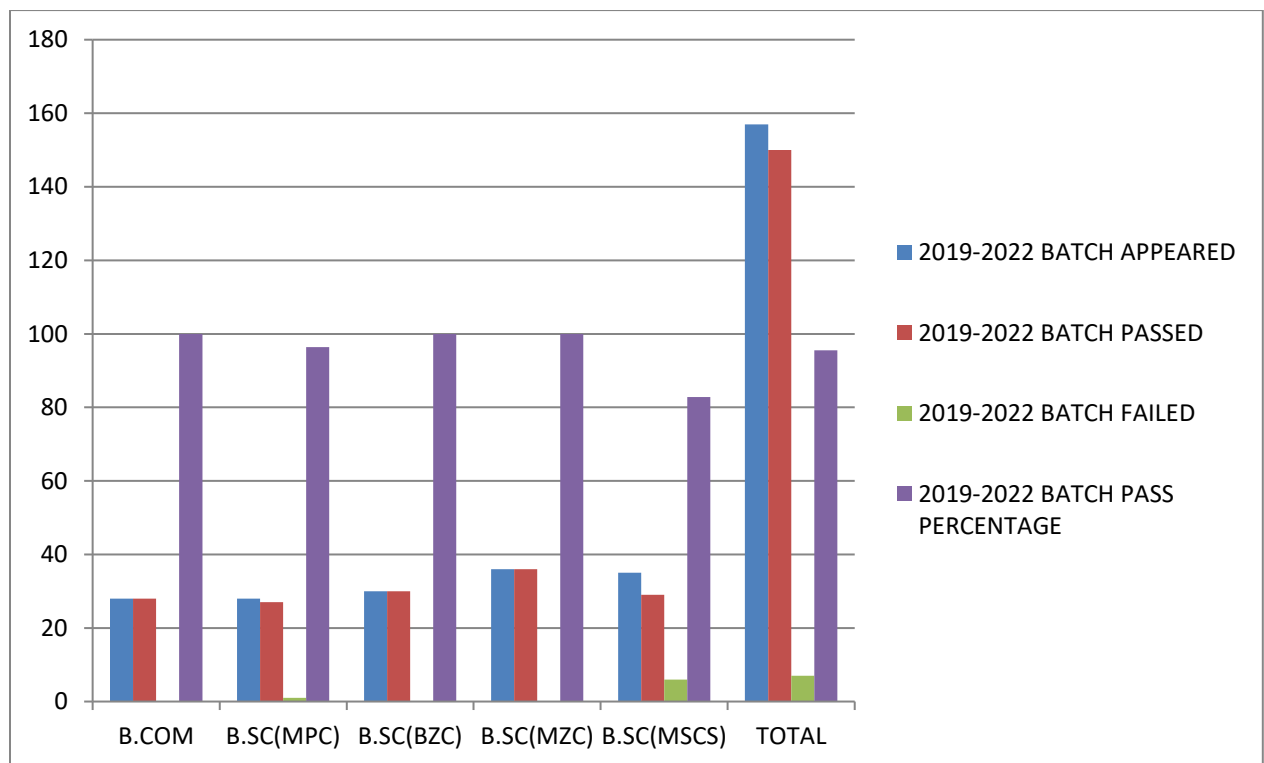
2018-2021 BATCH

GROUP	APPEARED	PASSED	FAILED	PASS PERCENTAGE
B.COM	28	27	1	96.43
B.SC(MPC)	27	27	0	100.00
B.SC(BZC)	33	32	1	96.97
B.SC(MZC)	26	26	0	100.00
B.SC(MSCS)	29	29	0	100.00
TOTAL	143	141	2.00	98.60



2019-2022 BATCH

GROUP	APPEARED	PASSED	FAILED	PASS PERCENTAGE
B.COM	28	28	0	100.00
B.SC(MPC)	28	27	1	96.43
B.SC(BZC)	30	30	0	100.00
B.SC(MZC)	36	36	0	100.00
B.SC(MSCS)	35	29	6	82.86
TOTAL	157	150	7.00	95.54



2020-2023 BATCH

GROUP	APPEARED	PASSED	FAILED	PASS PERCENTAGE
B.COM	32	30	2	93.75
B.SC(MPC)	20	17	3	85.00
B.SC(BZC)	26	25	1	96.15
B.SC(MZC)	24	22	2	91.67
B.SC(MSCS)	31	26	5	83.87
TOTAL	133	120	13.00	90.23

